



Foreign Language Skills in Berlin

A survey on workforce potential in the German capital

Usuma for Berlin Partner GmbH
Project Management: Birgit Plein, Martin Liebau

- **Aim and Methodology**
- **Foreign Language Skills of the Berlin Population**
- **Language Skill Level**
- **Potential within the Berlin Population**

Aim of the survey

Main focus of the survey was to obtain a valid estimate of the general knowledge of foreign languages, and special language skills among the Berlin population of working age.

Within this group, we aimed to ascertain the potential portion of participants who are employed in the communicative trade and already use their foreign languages on the job, or would like to do so in the future.

Method of collecting data

Basis for evaluation are representative computer-assisted telephonic interviews in Berlin, with 2,255 participants.

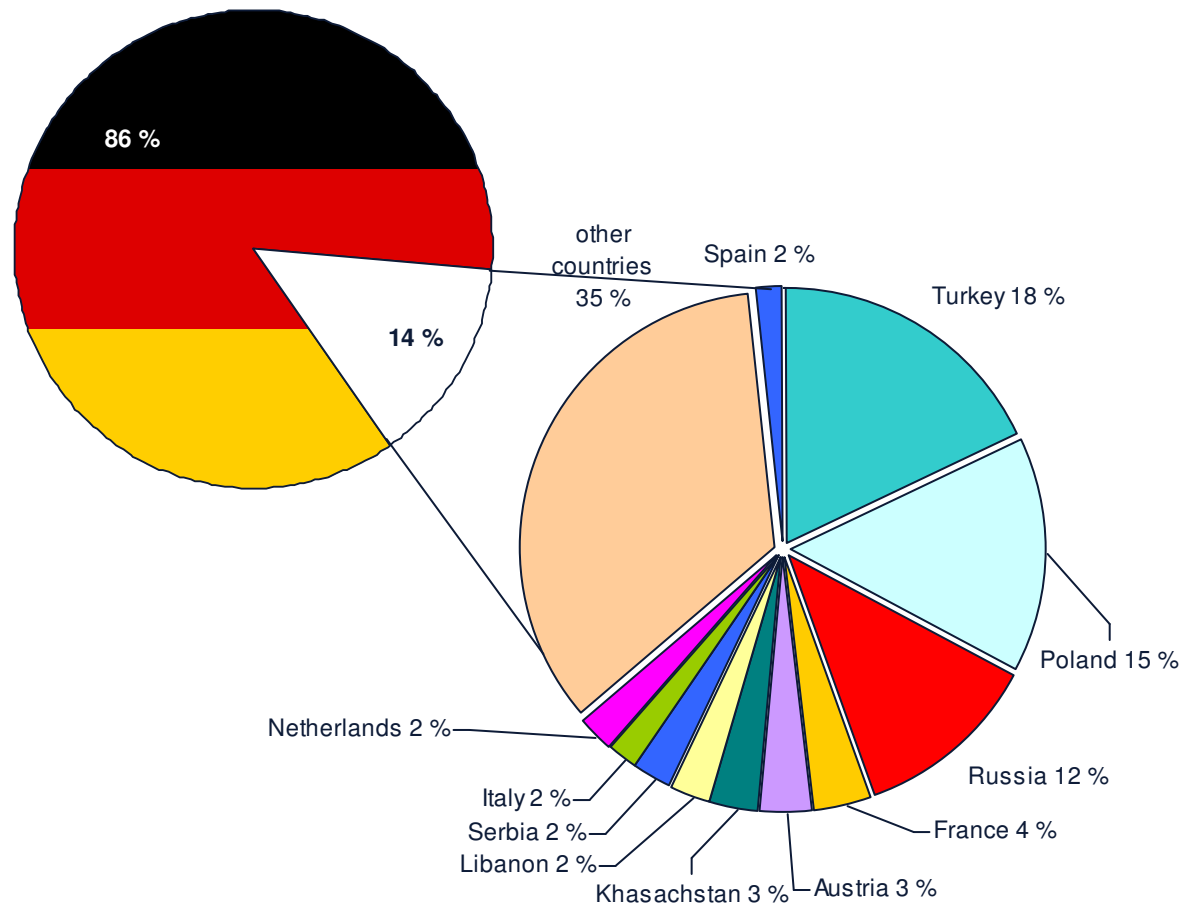
2,088 of these persons are not retired, and form the basis for the following evaluation * (unless indicated differently).

Both the households, and the persons polled were randomly chosen. The interviews were held in proportion to the population structure of Berlin's districts. Variations from the sampling were adjusted by subsequent weighting.

- Aim and Methodology
- **Foreign Language Skills of the Berlin Population**
- Language Skill Level
- Potential within the Berlin Population

Which is your country of origin?

(Basis: 2,088 respondents *)



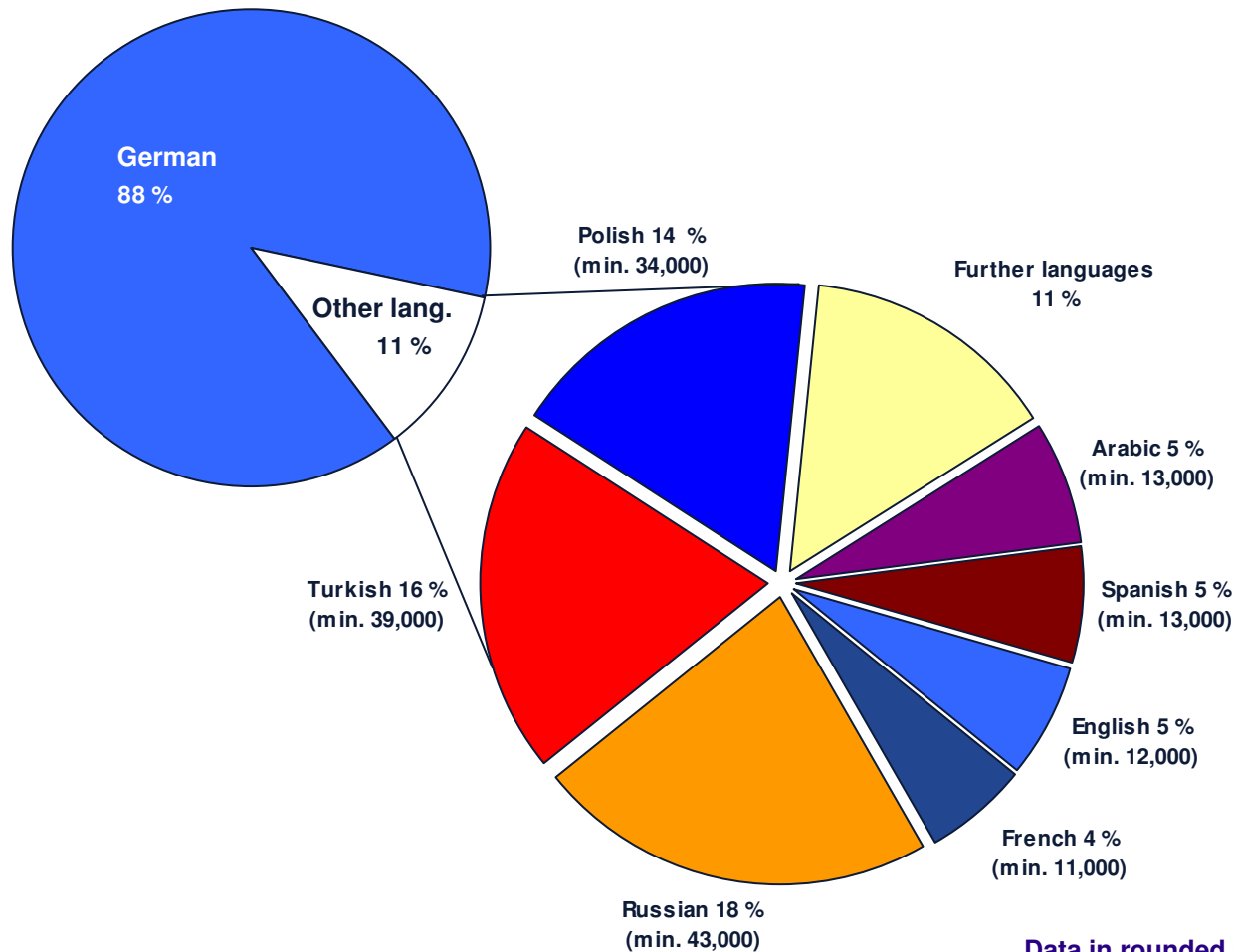
Other countries (less than 2 %, in decreasing percentages):

USA, Vietnam, Ukraine, Greece, China, Syria, Palestine, Bulgaria, Mexico, South Korea, Croatia, Sweden, Cameroon, Denmark, Sri Lanka, Great Britain, Hungary, Belgium, Peru, Kosovo, Armenia, Switzerland, Chile, Azerbaijan, Romania, Ecuador, Kirgisien, Tschechien, Irak, Weißrussland, Kanada, Yemen, Brasil, Thailand, Marocco, Finland, Iran, Uzbekistan, Bosnia-Herzegowina, Jordan, Pakistan, Slowenia, Egypt, Japan, Congo, Gambia, Senegal, Columbia, Albania

Data in rounded percentages

Which language would you call your „mother tongue“?

(Basis: all 2,088 respondents *)



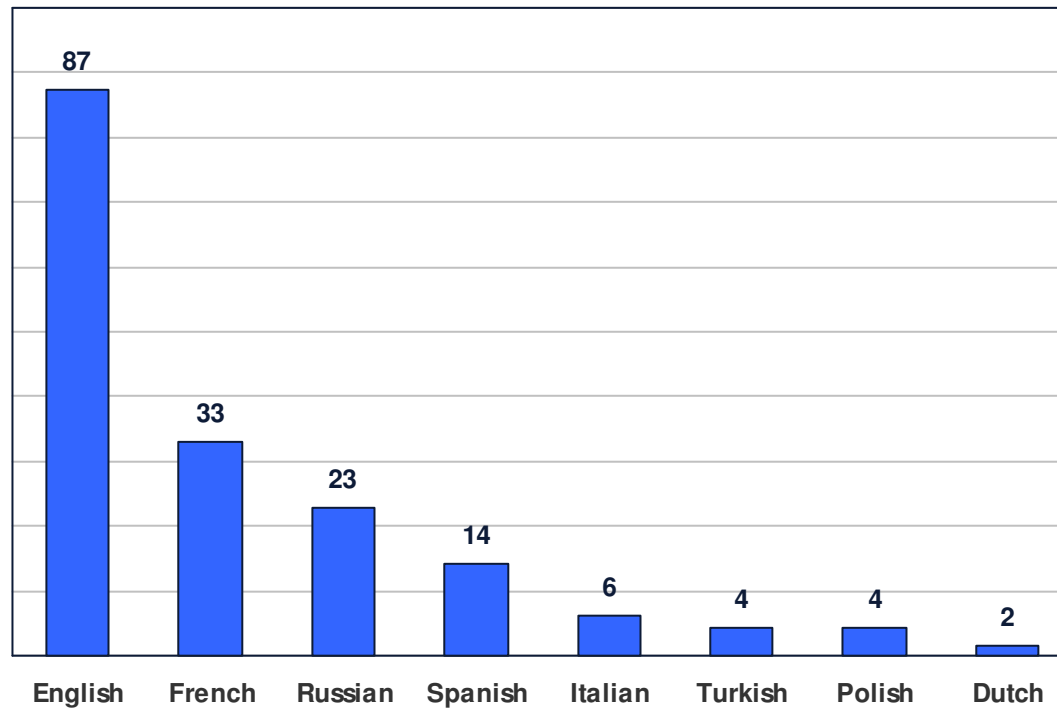
Further languages (less than 4 %, in decreasing percentages):

Vietnamese, Dutch, Italian, Serbian, Kurdish, Chinese, Albanian, Danish, Serbo-Croatian, Korean, Hungarian, Armenian, Croatian, Bulgarian, Azerbaijanian, Czech, Swedish, Catalan, Greek, Portuguese, Finnish, Libanese, Tamil, Zaza (Eastern Turkey), Japanese, Tshiluba (Africa/ Bantu), Suaheli

Data in rounded percentages and absolute population figures

Which language would you call your “mother tongue” ? Do you have language skills in other languages ?

Summary: foreign language skills inclusive of the (not German) native languages mentioned (Basis: 2,088 respondents *)



87 % of respondents between 18 and 65 years of age indicate to possess skills in English. Numerically, that means approx. 1,900,000 Berliners.

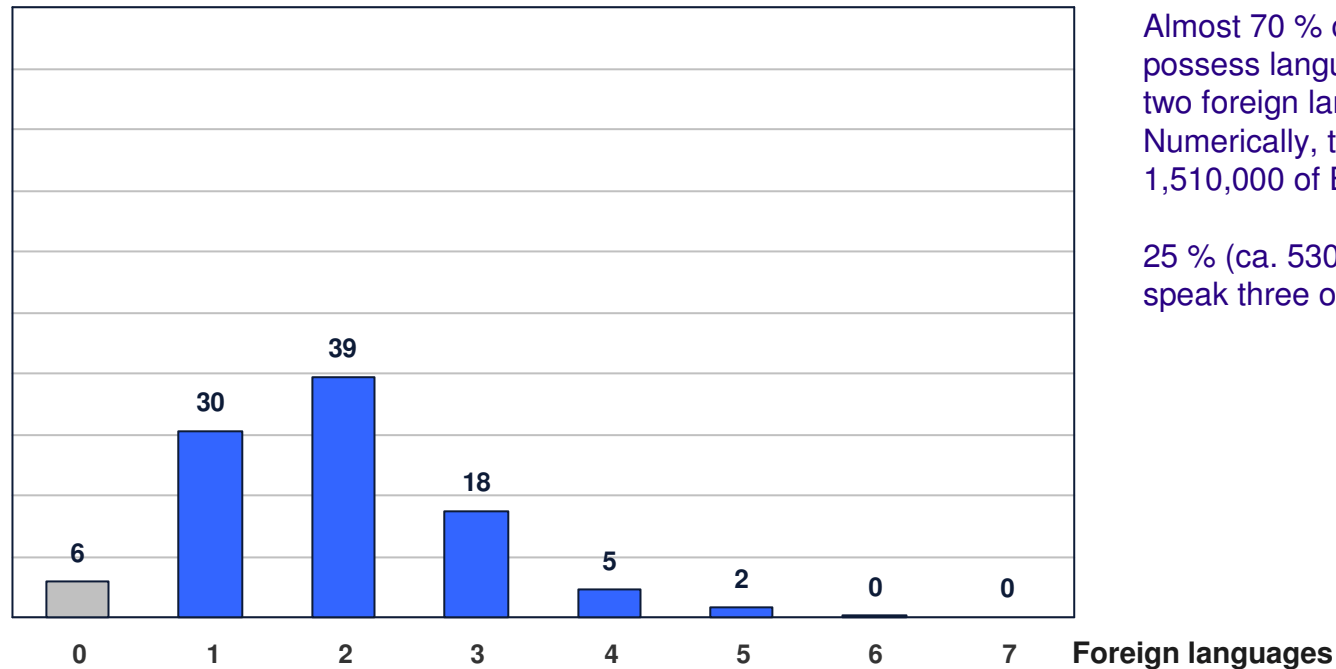
Ca. 720,000 inhabitants of Berlin have at least basic knowledge of the French, around 490,000 of the Russian, and ca. 310,000 people of the Spanish language.

Data in rounded percentages

Number of Foreign Languages Spoken

How many languages do you speak ?

(Basis: 2,088 respondents *)



Almost 70 % of respondents possess language skills in one or two foreign languages. Numerically, that means approx. 1,510,000 of Berlin's population.

25 % (ca. 530,000 Berliners) even speak three or more languages.

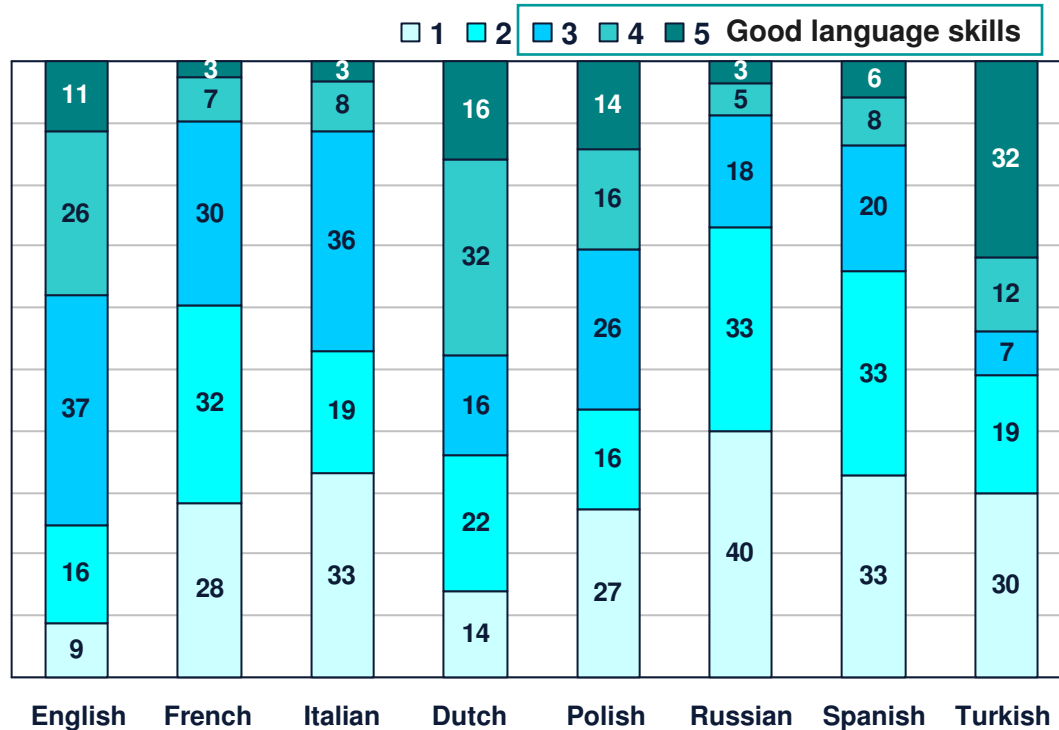
Data in rounded percentages

- Aim and Methodology
- Foreign Language Skills of the Berlin Population
- **Language Skill Level**
- Potential within the Berlin Population

Numeric Chart: Estimated Language Skills

How would you judge your language skills ?

(Basis: all respondents * with knowledge of the particular language)



Data for the different languages emerge from varying base populations.

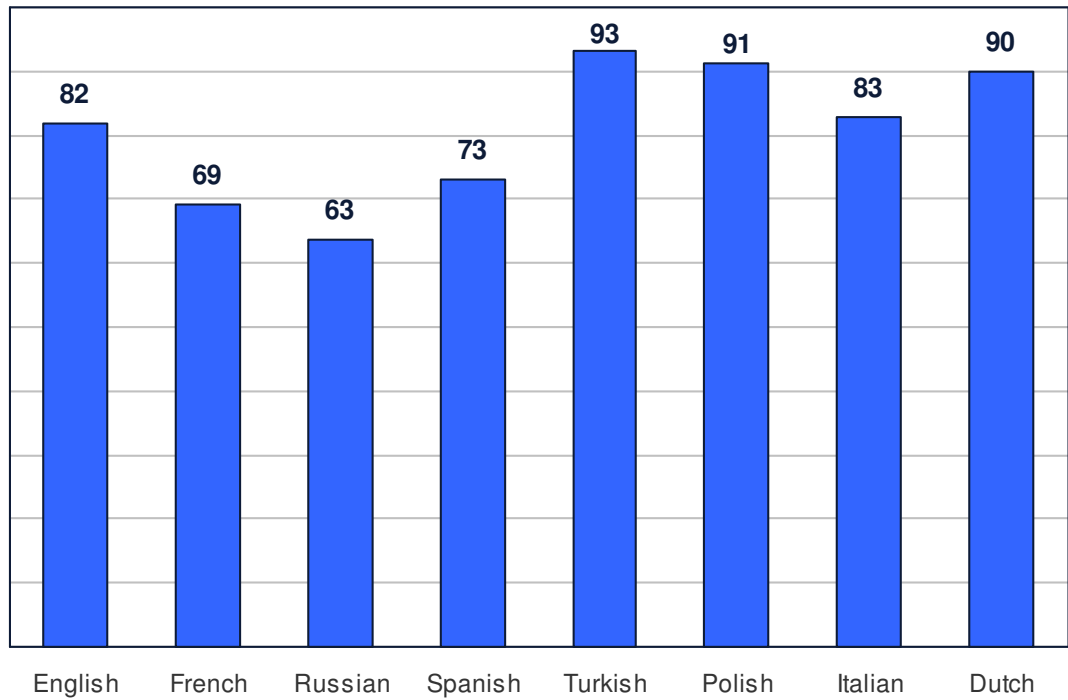
- English: 1,826 respondents
- French: 692 respondents
- Italian: 30 respondents
- Dutch: 32 respondents
- Polish: 88 respondents
- Russian: 475 respondents
- Spanish: 299 respondents
- Turkish: 92 respondents

Scale: 1 = „Beginner“ up to 5 = „Very high language proficiency, almost native language level“

Data in rounded percentages

Semantic Chart: Estimated Language Skills

Based on your language skills, which of the following activities would you dare to do ?
I can... tell a story/ give an account of the plot of a book or film, and describe my reaction thereon.
(Basis: all respondents * with good skills in the respective language, incl. native speakers)



Extrapolated potential:

English (1,375 respondents):	~ 1,160,000
French (280 respondents):	~ 200,000
Russian (161 respondents):	~ 110,000
Spanish (111 respondents):	~ 80,000
Turkish (67 respondents):	~ 65,000
Polish (65 respondents):	~ 60,000
Italian (62 respondents):	~ 50,000
Dutch (22 respondents):	~ 20,000

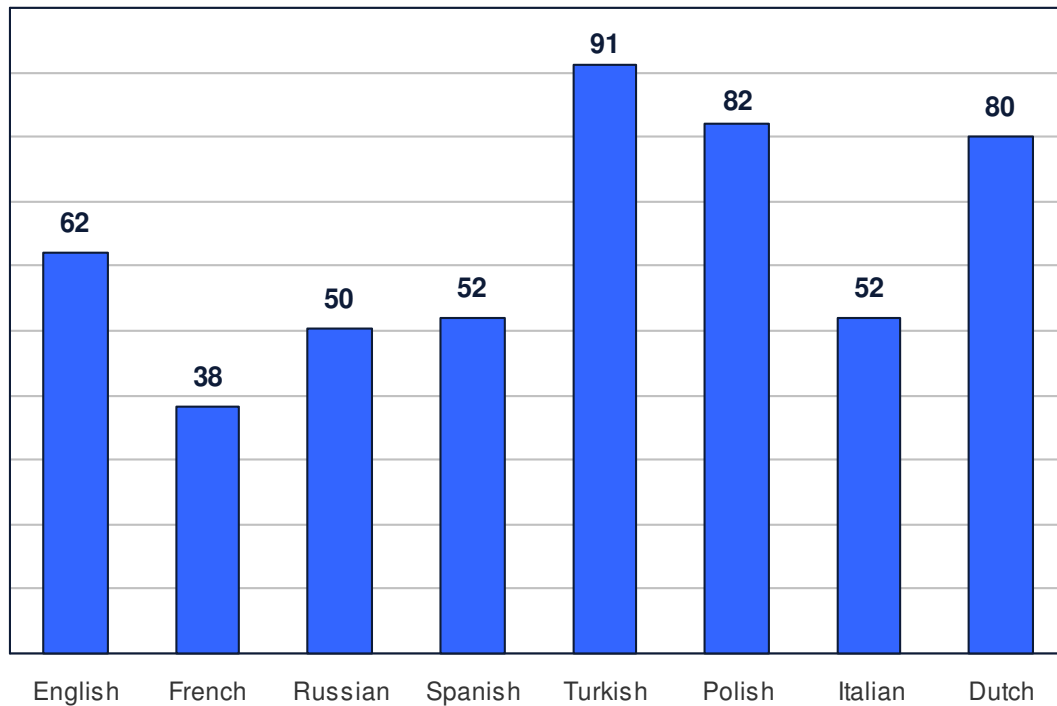
The above conversion to individual population groups only forms an approximation, which may, with smaller numbers of cases per sample, deviate from the "true" value. However, since respondents tend to underestimate their language skills in telephone interviews (especially in the group of native speakers), the figures here can be interpreted as the minimum size.

Percentage of respondents who dare to do the above activities in their foreign language

Data in rounded percentages

Semantic Chart: Estimated Language Skills

Based on your language skills, which of the following activities would you dare to do ?
I can... use the language effectively and flexibly in my social or professional life/ training/ studies.
(Basis: all respondents * with good skills in the respective language, incl. native speakers)



Extrapolated potential:

English (1,375 respondents):	~	880,000
French (280 respondents):	~	110,000
Russian (161 respondents):	~	80,000
Spanish (111 respondents):	~	60,000
Turkish (67 respondents):	~	60,000
Polish (65 respondents):	~	55,000
Italian (62 respondents):	~	50,000
Dutch (22 respondents):	~	20,000

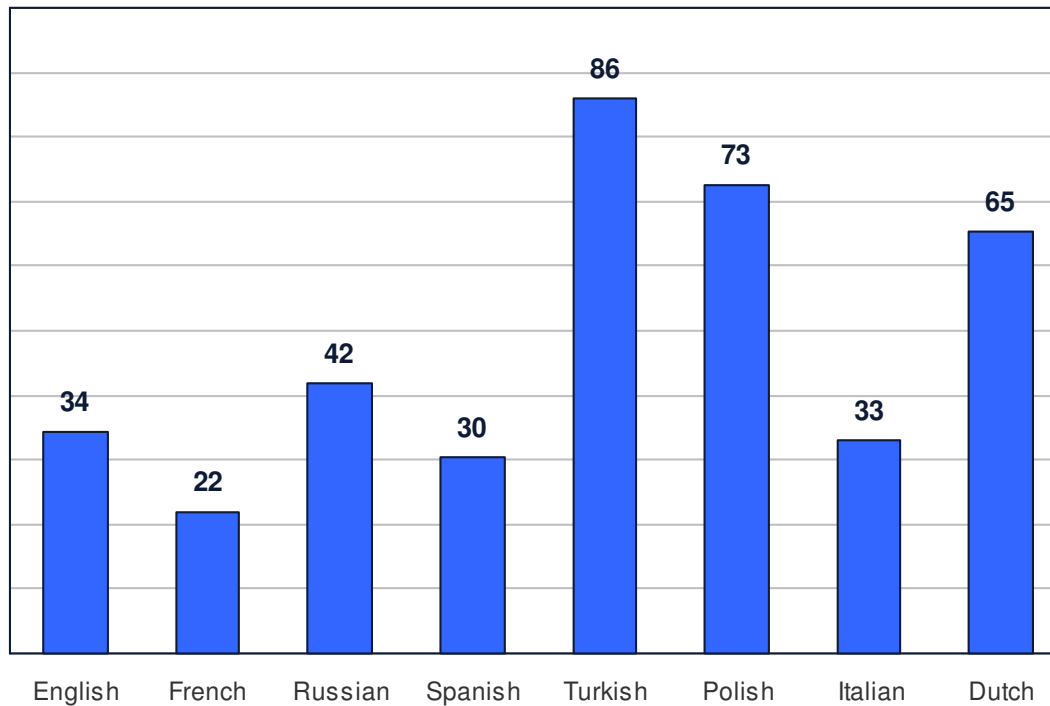
Percentage of respondents who dare to do the above activities in their foreign language

Data in rounded percentages

Semantic Chart: Estimated Language Skills

Based on your language skills, which of the following activities would you dare to do ?
I can... express myself spontaneously, fluently, and precisely. I can explain subtle relevant distinctions, even with complex issues.

(Basis: all respondents * with good skills in the respective language, incl. native speakers)



Extrapolated potential:

English (1,375 respondents):	~	490,000
French (280 respondents):	~	60,000
Russian (161 respondents):	~	70,000
Spanish (111 respondents):	~	35,000
Turkish (67 respondents):	~	60,000
Polish (65 respondents):	~	50,000
Italian (62 respondents):	~	20,000
Dutch (22 respondents):	~	15,000

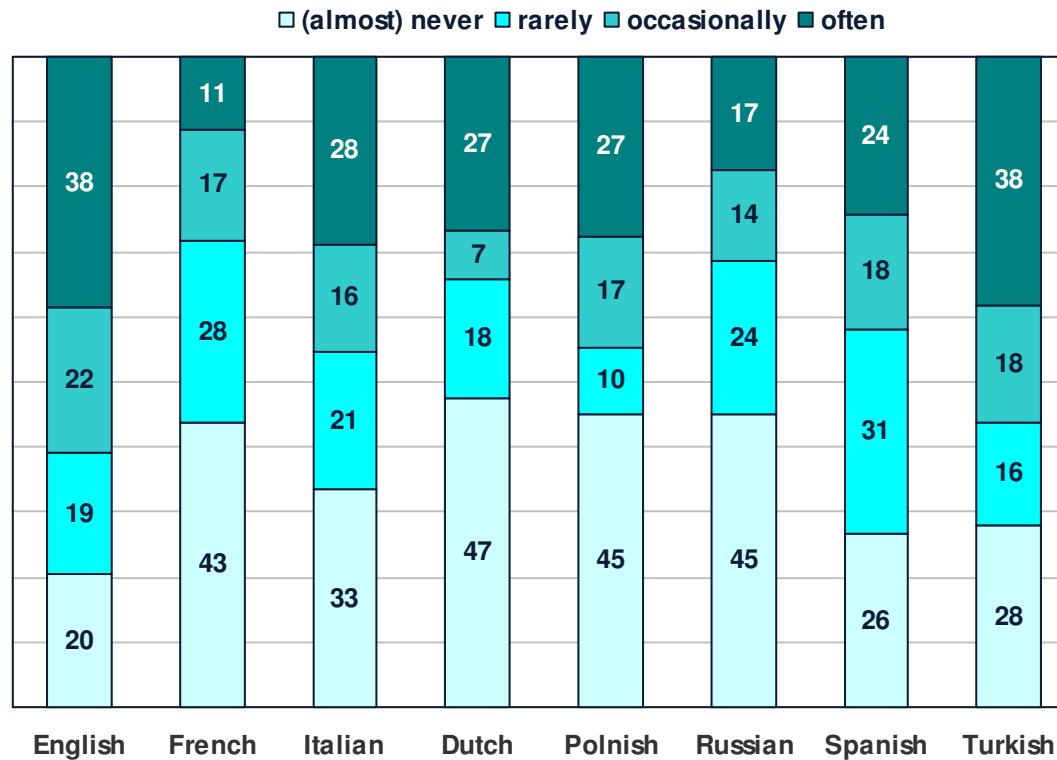
Percentage of respondents who dare to do the above activities in their foreign language

Data in rounded percentages

- Aim and Methodology
- Foreign Language Skills of the Berlin Population
- Language Skill Level
- **Potential within the Berlin Population**

How often do you use your foreign language skills respectively your mother tongue on the job?

(Basis: 1,067 respondents * with good language skills, and whose mother tongue is not German)



Data for the different languages result from varying base populations.

English: 959 respondents
 French: 186 respondents
 Italian: 45 respondents
 Dutch: 15 respondents
 Polish: 37 respondents
 Russian: 118 respondents
 Spanish: 75 respondents
 Turkish: 39 respondents

Data in rounded percentages

I will read a few statements to you. Please describe to what extent these statements apply to you.

(Basis: all respondents with good language skills, and whose mother tongue is not German, who are employed (item a, c, and d; 1,067 respondents) respectively not retired (item b and e; 1,547 respondents);

■ 1 = "I totally agree" ■ 2 ■ 3 ■ 4 ■ 5 = "I do not agree"



- a) I am working in a position where communication on the phone and contact with people is important
- b) In the near future, I would love to work in a position where I could communicate a lot with other people
- c) I am very contented with my present position
- d) I would like to use my language skills more often in my job
- e) I would like to work in a profession where I can frequently use my language skills

Ca. 52 % of respondents with good foreign language skills would like to use these skills in their job. (step 1 and 2).

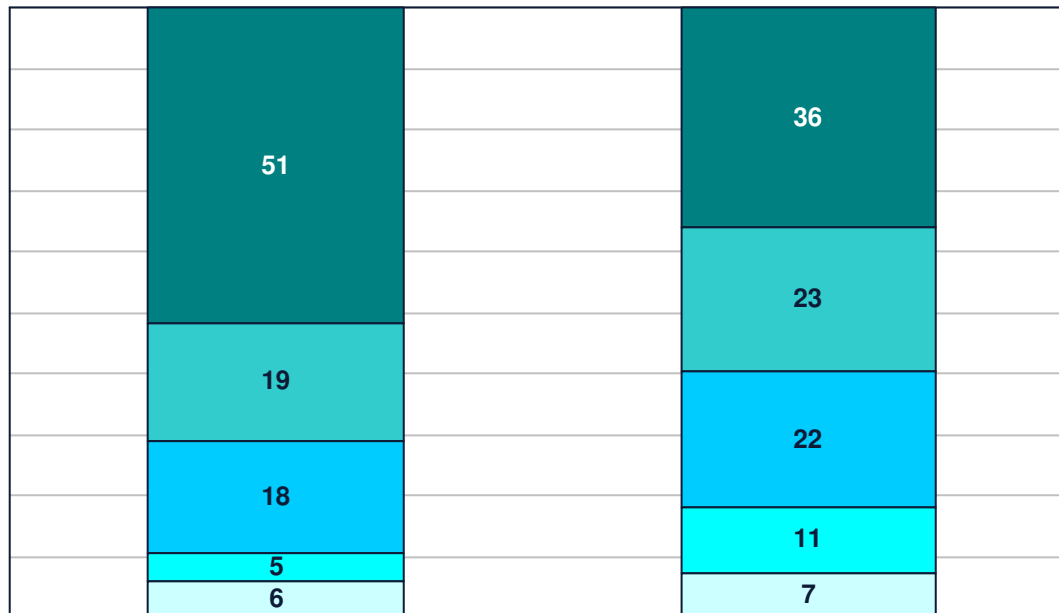
Numerically, that means approx. 760,000 of Berlin's population.

64 % of Berlin's working population with good foreign language skills consider telephonic communication an important element in their job. This shows the importance the service sector has gained in Berlin.

Data in rounded percentages

I will read a few statements to you. Please describe to what extent these statements apply to you.
 (Basis: all respondents with good language skills, and whose mother tongue is not German, who are without employment and not retired (item b and e; 470 respondents);

■ 1 = "I totally agree" ■ 2 ■ 3 ■ 4 ■ 5 = "I do not agree"



Ca. 70 % (~ 340.000) of respondents with good language skills, but without employment, would like to work in a communicative environment (step 1 and 2).

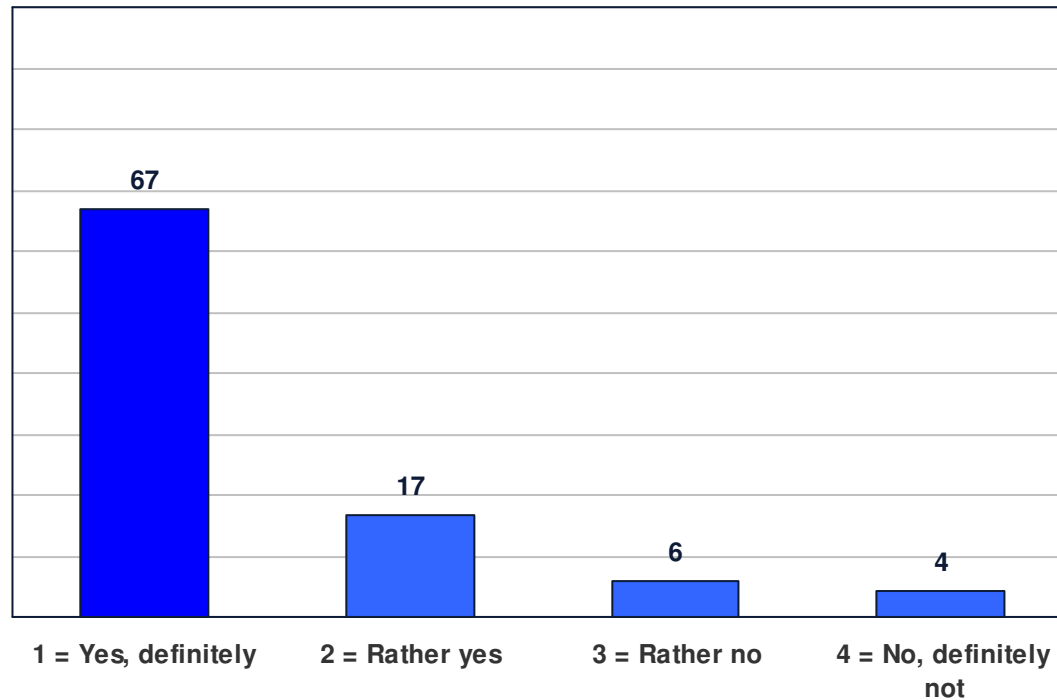
59 % of this group would like to use their language skills in their future job. Numerically, that means approx. 290,000 of Berlin's population.

Data in rounded percentages

Willingness to Improve Language Skills for a New Job

Say, it was required that you improve your skills in a certain foreign language for an interesting new job. Would you be willing to take an advanced training course ?

(Basis: 2,088 respondents *)

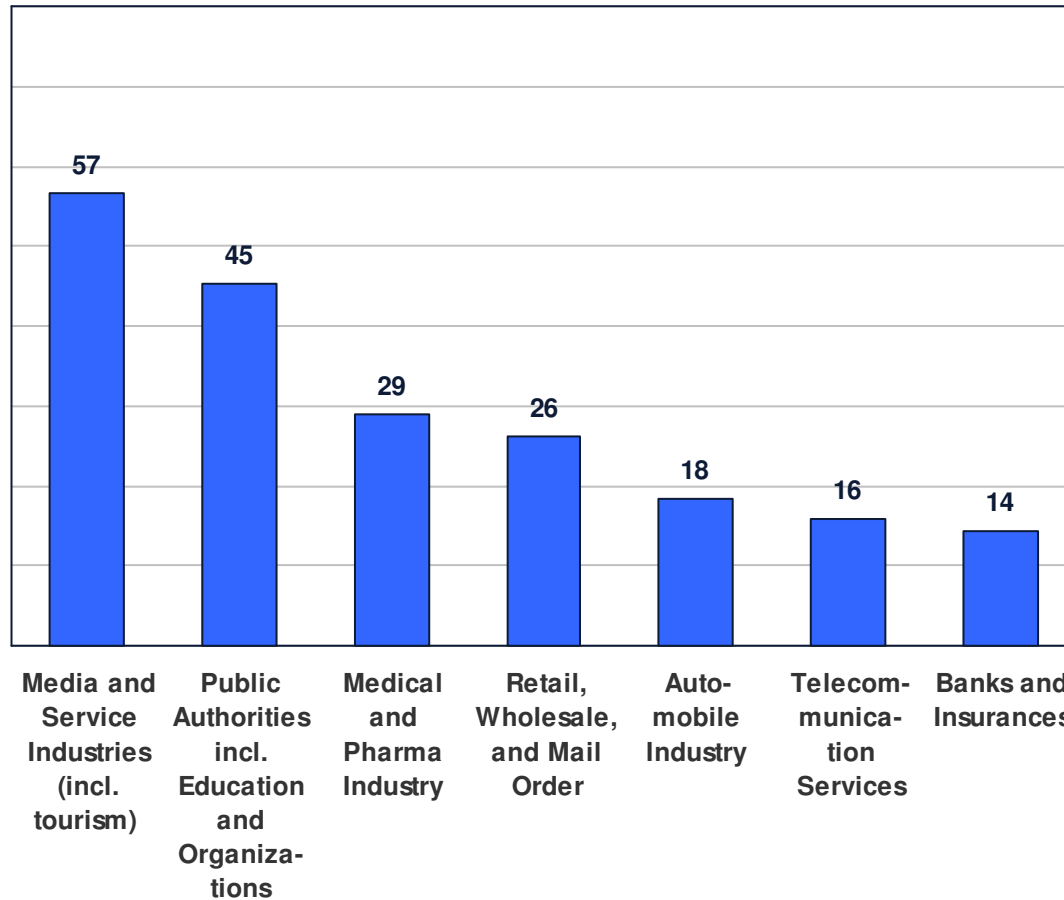


67 % of respondents with skills in at least one foreign language would definitely be willing to take an advanced training course if it was requested for a new job. Numerically, that means approx. 1,450,000 of Berlin's population.

Data in percentages

(If you were in the situation to reconsider,) In which of the following industries could you picture yourself to work in the future ?

(Basis: all respondents with good foreign language skills (1,547 persons))



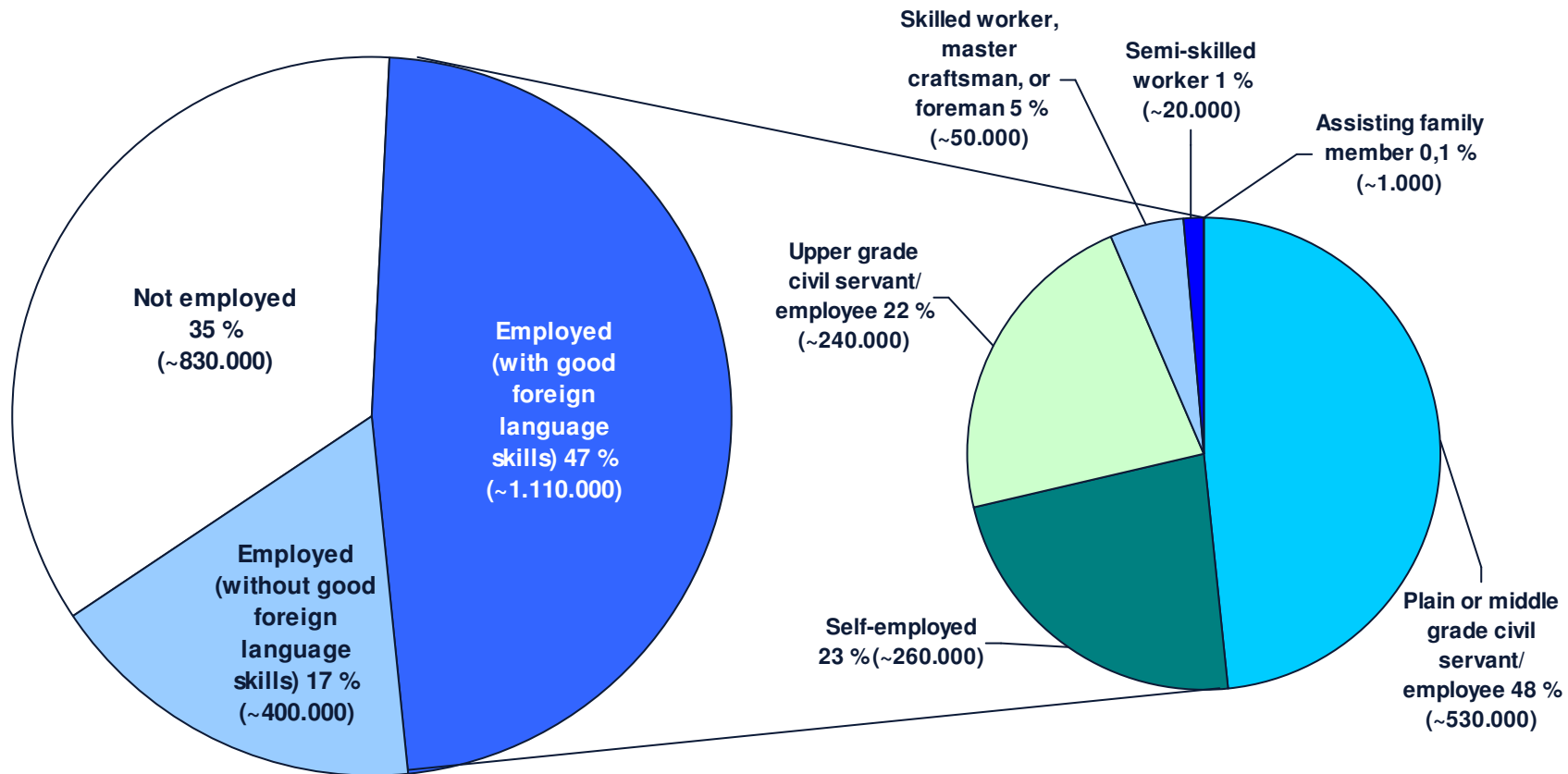
More than half of the respondents with good foreign language skills prefer the media and service industries (incl. tourism). Numerically, that means approx. 840,000 of Berlin's population.

At least 16 % of this group would opt for telecommunication services, which equates ca. 230,000 people.

Data in percentages

What is your current job situation ? Are you ...?

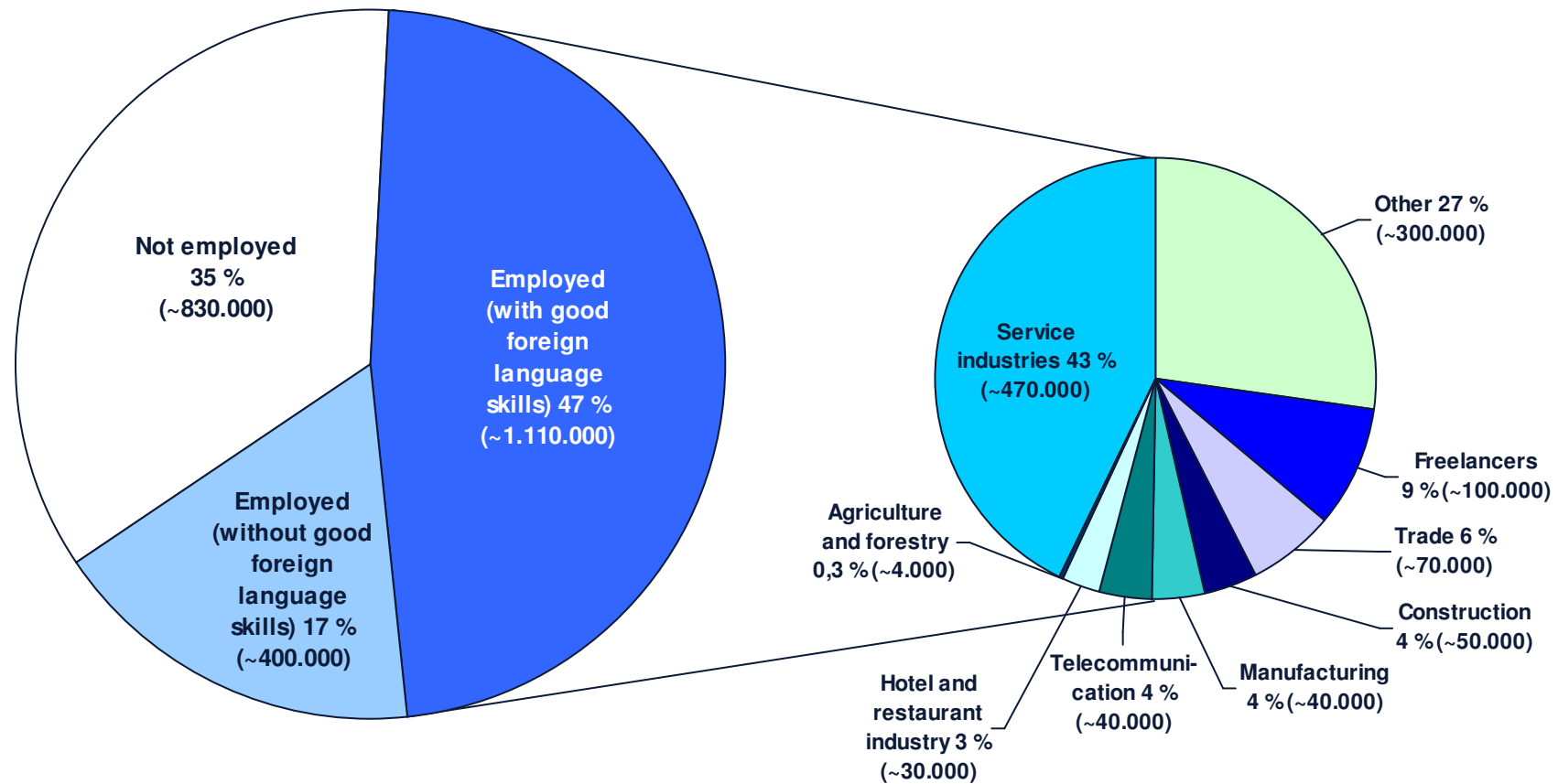
(Basis: 1,067 respondents who are employed, with good foreign language skills)



Data in both rounded percentages, and absolute population

What line are you in ?

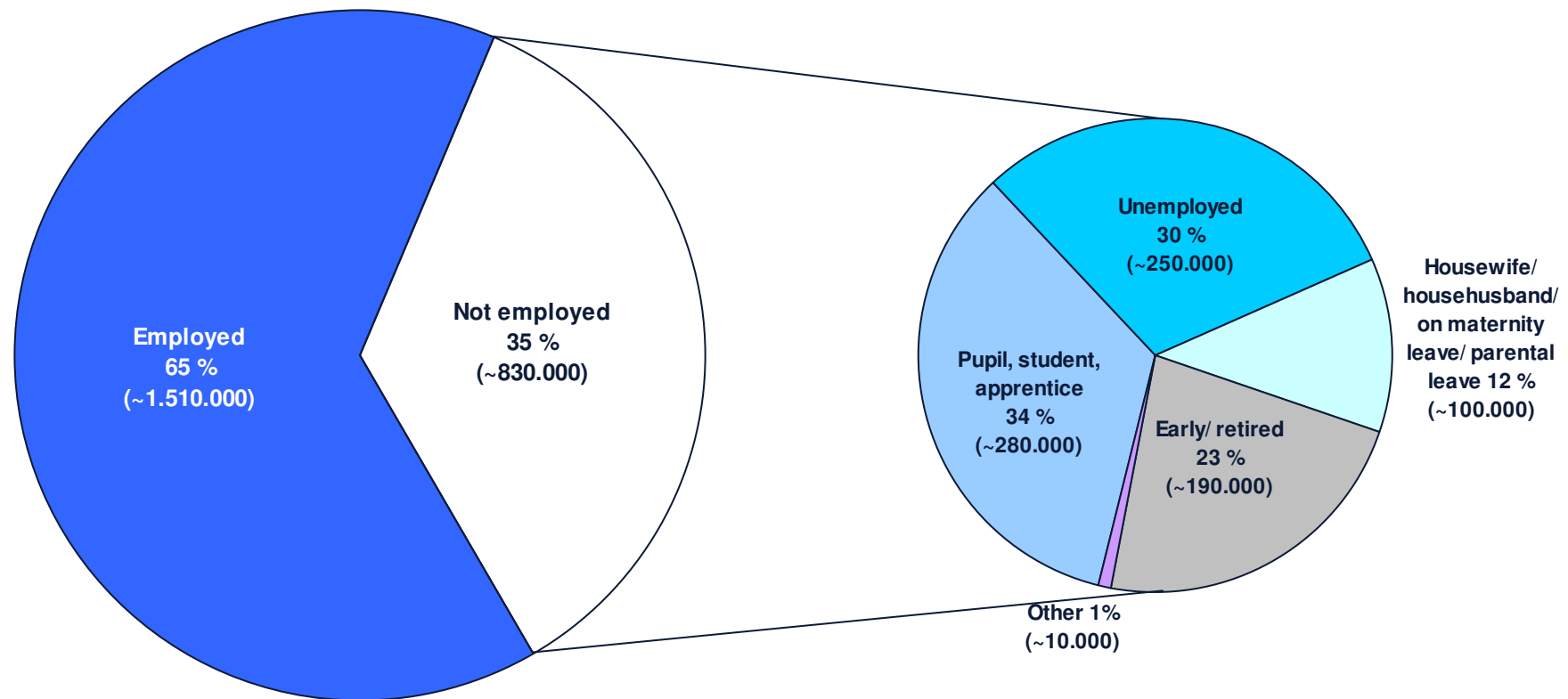
(Basis: 1,067 respondents who are employed, with good foreign language skills)



Data in both rounded percentages, and absolute population

Differentiation of those Recently not Employed

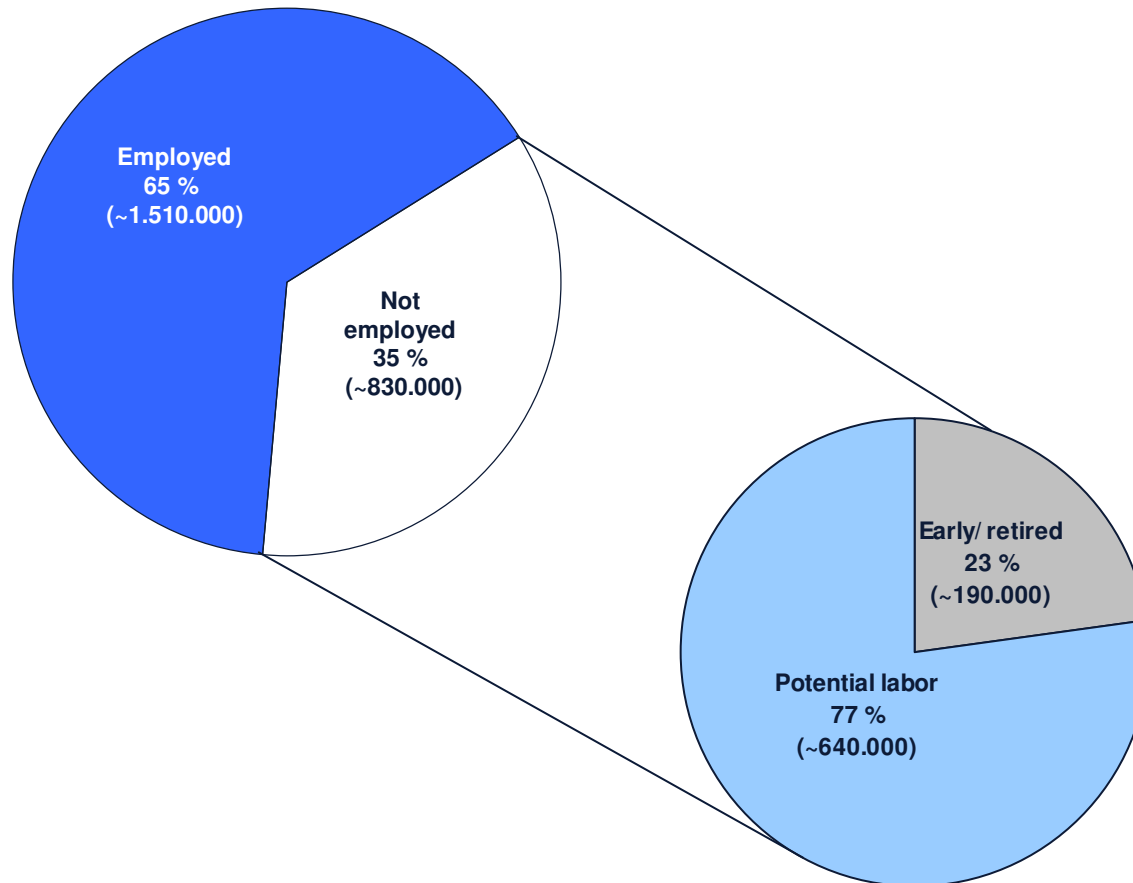
At present, are you employed ? (Basis: all 2,255 respondents)
You said that you are currently not employed. What is your status ?
Are you ...? (Basis: all respondents who are without employment (797 persons))



Data in both rounded percentages, and absolute population

Labor Potential within those Recently not Employed

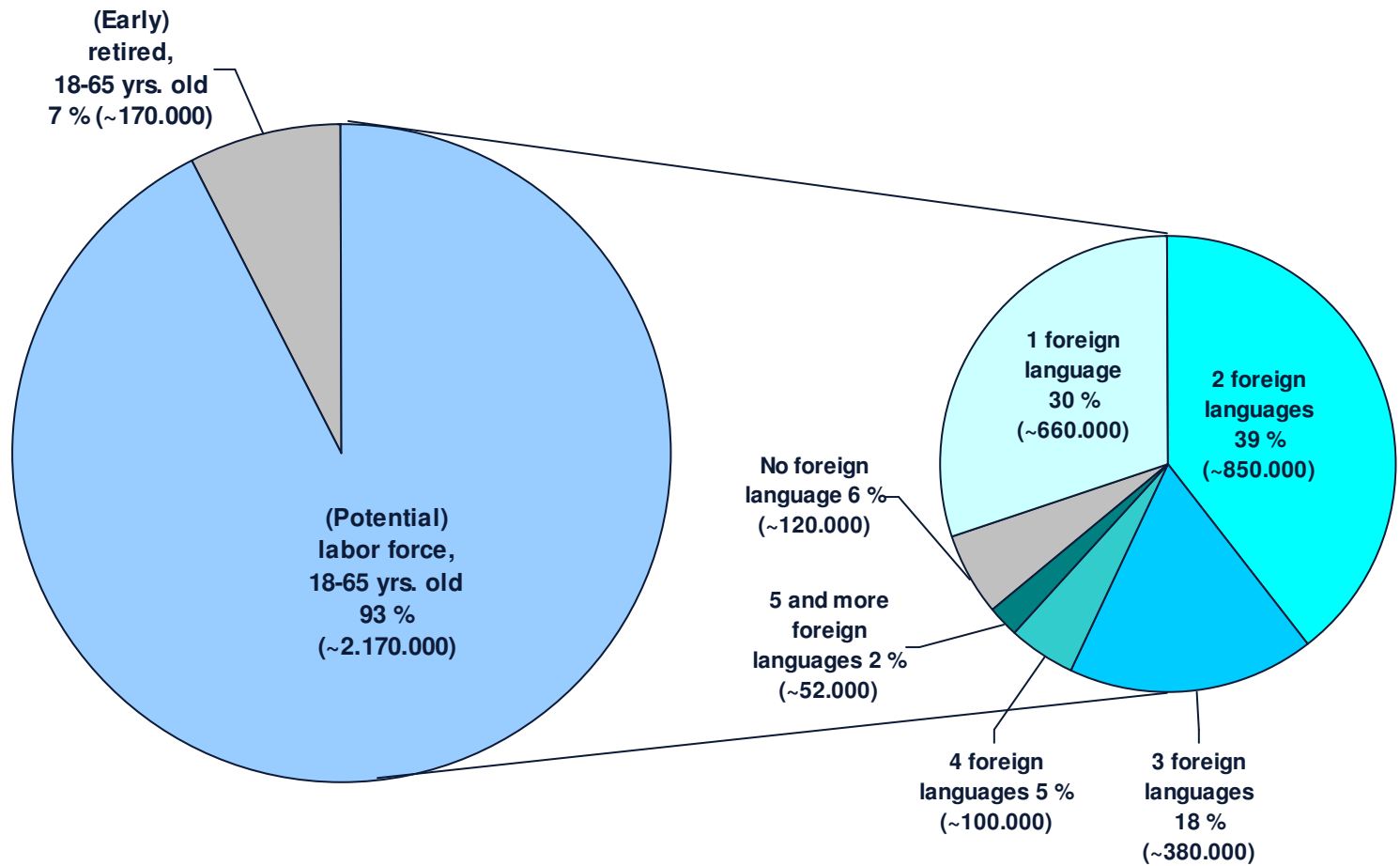
At present, are you employed ? (Basis: all 2,255 respondents)
You said that you are currently not employed. What is your status ?
Are you ...? (Basis: all respondents who are without employment (797 persons))



At the moment, Berlin's portion of potential labor of working age who are not gainfully employed, is estimated at ca. 640,000.

Data in both rounded percentages, and absolute population

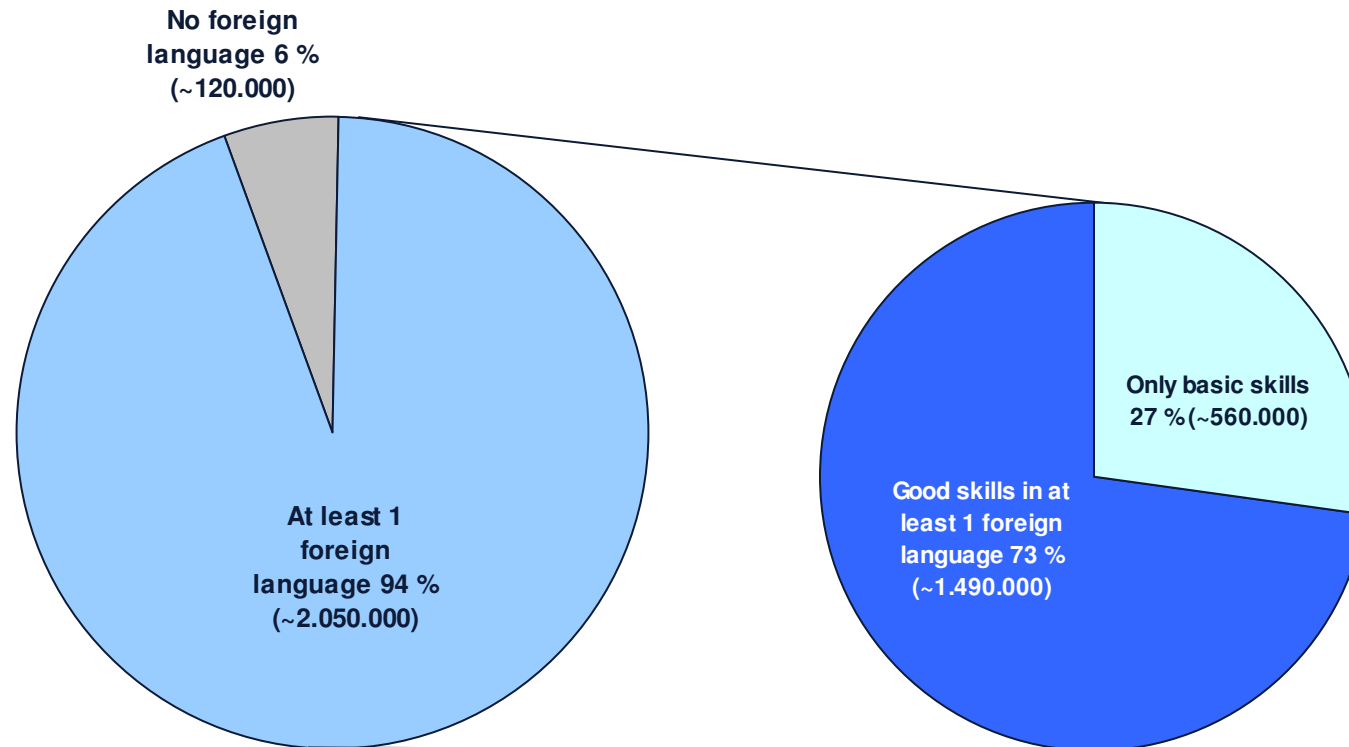
(Potential) labor force, aged 18 to 65 years, and the multilinguality within this group in relation to Berlin's actual population size



Data in both rounded percentages, and absolute population

Potential within Berlin's Population

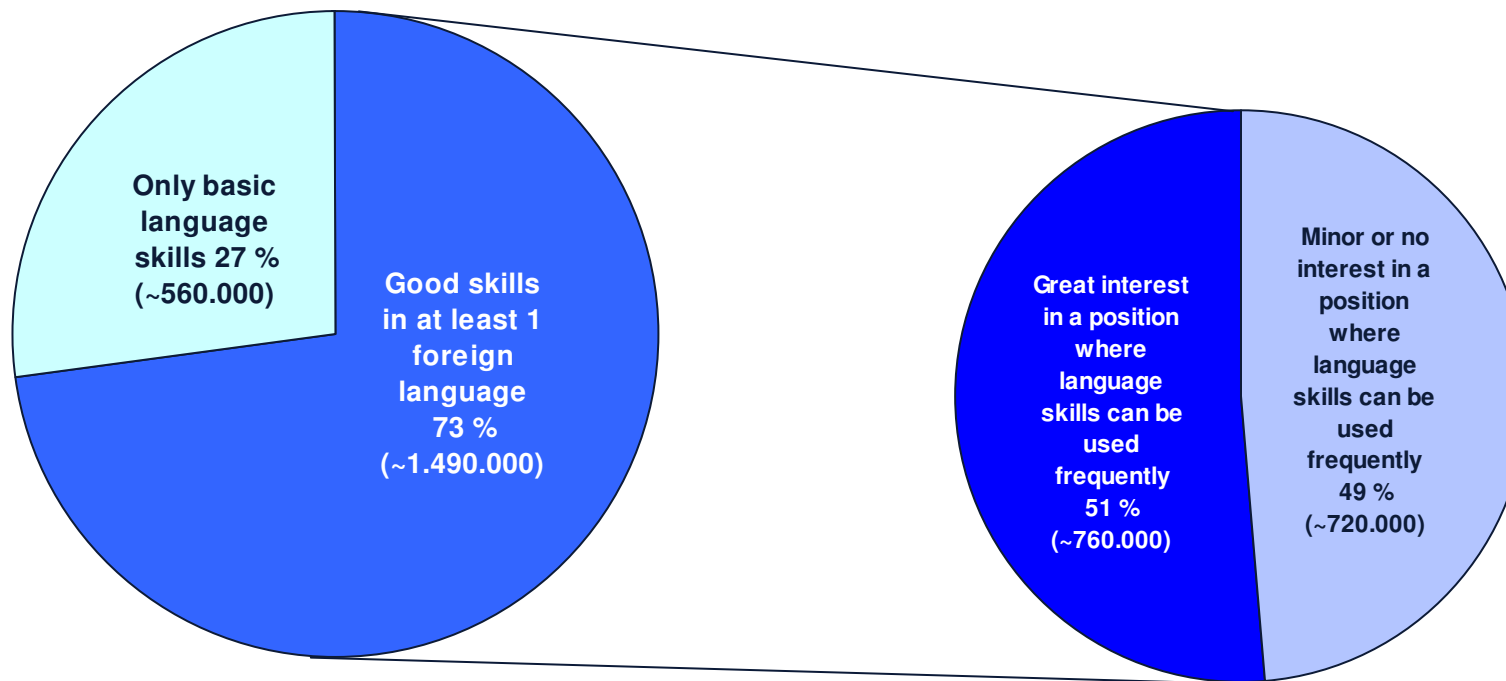
(Potential) labor force, aged 18 to 65 years, and a rough estimation of the language skills within this group in relation to Berlin's actual population size



Data in both rounded percentages, and absolute population

(Potential) labor force, aged 18 to 65 years, with good foreign language skills, and their interest in a position where they can frequently use their language skills

(Summary of scale figures 1 and 2 (great interest), and 3 to 5 (no interest) in question „professional use of the language“)



Data in both rounded percentages, and absolute population

All research findings attained in this study were provided exclusively for Berlin Partner GmbH. USUMA are members of ADM Arbeitskreis Deutscher Marktforschungsinstitute (Study group of German market research institutes) and stand for the quality of the provided research data.

For queries regarding this survey please contact:

Birgit Plein
Investor Services
Manager Team Service Industries
Phone: + 49 30 39980-249
Birgit.Plein@berlin-partner.de

Justina Siegmund-Born
Investor Services
Head of Team Service Industries
Phone: + 49 30 39980-223
Justina.Siegmund-Born@berlin-partner.de

Berlin Partner GmbH
Fasanenstrasse 85
10623 Berlin
Fax: + 49 30 39980-239

www.berlin-partner.de
www.businesslocationcenter.de/callcenter